

Mono Control Pleated Blind

Product information

Verosol's Mono Control Pleated Blind combines the soft appeal of a curtain with the versatility and simplicity of a blind. An ideal blind for large areas over 3400mm wide, as a standard cord lock mechanism ceases to work effectively at this size, the Mono Control System avoids the need to revert to duct and cleat systems. Available using a continuous cord loop or stainless steel chain continuous loop. Simple and elegant, with a small stack height and short projection, giving you an uninterrupted view from your home or office window.



Technical information

Product Code	P70.2	
Product Name	Mono Control Pleated	
Operation	Cord Operation	
Dimensions	Width *	400mm min - 3900mm max *
	Drop	200mm min - 3600mm max
	Cord Lock	3900mm width
	Maximum Area	8m ²
Head Rail	Material	Extruded Aluminium Alloy- Asymetric Profile
	Dimensions	38mm W x 38mm H
Bottom Rail	Material	Extruded Aluminium Alloy- Asymetric Profile
	Dimensions	30mm W x 12mm H
	Colours	RAL 9001,9004,9010,7016,1001,1019, Anodised
	Paint	Electrostatic Powder coated and Baked
Inner Rail	Material	UV Stabilised Acrylonitrile Butadiene Styrebe [ABS] Plastic
End Caps	Material	UV Stabilised Polymer Acrylic
	Colours	Coordinated chosen from Grey, Black, White
Lift and Blind Cords	Material	Braided Polyester [minimum diameter: 2.2mm]
	Colours	Grey, Black, Sandy Beige, White
Cord Lock	Material	ULTEM / PPS-Fortran
	Type	side Mounted
	Colour	Grey, Black, White
Cord Position	Lift Cord on edge ; Maximum spacing 500mm	
Installation Brackets	Material	Electro Plated Steel
	Operation	Top or Face Fixing - concealed when installed

Titel Name

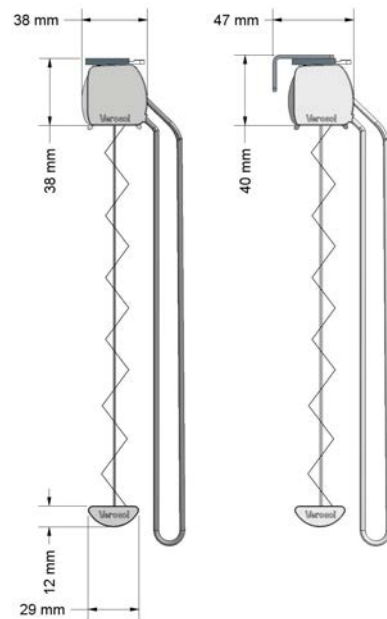

Motorisation and Crank

Product Code	P70.3	P70.4	P70.5
Product Name	Crank Control Pleated	Motorised pleated	Motorised pleated
Operation	Crank Operated	24V DC Somfy	12V DC Battery Somfy
Dimensions	400mm min-3900mm max	630mm min-3900mm max	630mm min-3900mm max
	300mm min-3600mm max	300mm min-3600mm max	300mm min-3600mm max
Maximum Area	10m2	10m2	10m2

Options

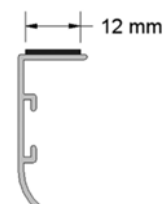
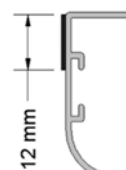
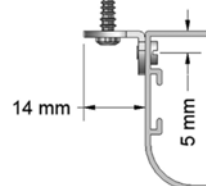
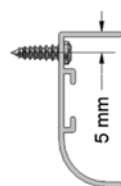
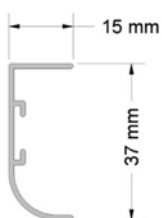
Guiding	Angle	Up to 15° angle from vertical
	Maximum Width	1500mm
	Maximum Area	4,8m2
	Cable	Polyester cable with Kevlar, 20mm from edge
Bottom Installation		
Bracket	Material	Stainless Steel
Guiding Channels	Material	Extruded Aluminium Alloy U profile
	Colours	RAL 9010,1001,8025,9004,7016,9001,1019, alu Anodised
	Dimensions	15mm W x 37mm H

System diagrams



Top Fix

Face Fix



Guiding Channels

Screw Top Fix

Face Fix

Tape Top Fix

Face Fix

* When the maximum fabric segment width of 2200mm is exceeded, blinds will have three equal segments with two overlaps in the blind. The maximum width of VeroCell fabric is 3000mm, the maximum drop of VeroCell fabric is 2700mm.