

Rollerblind QS61 Standard with mounting profile

Product information

This model has all the silent and smooth operation features, and is very easy to install due to the mounting profile with easy spring loaded clips.



Technical information

Product Code	QS61.0	
Product Name	Standard rollerblind with mounting profile	
Operation	Chain Operation	
Tube	Material	Extruded Aluminium \varnothing 34mm
Dimensions	Width	400mm min - 1800mm max
	Drop	300mm min - 2800mm max
	Maximum Area	5m ²
Mounting Bar	Material	Extruded Aluminium Alloy- Asymetric Profile
	Dimensions	44mm W x 14mm H
Bottom Rail	Material	Extruded Aluminium Alloy- Asymetric Profile
	Dimensions	12mm W x 19mm H
	Colours	RAL 9001,9010,9016,Anodised
	Paint	Electrostatic Powdercoated and Baked
End Caps	Material	UV Stabilised Polymer Acrylic
	Colours	Grey,White,Black
Chain	Material	Aluminium or Stainless Steel
Installation Brackets	Material	Press formed steel, pre-treated and powder coated
	Operation	Top or Face Fixing - concealed when installed

Rollerblind QS61 Standard with mounting profile


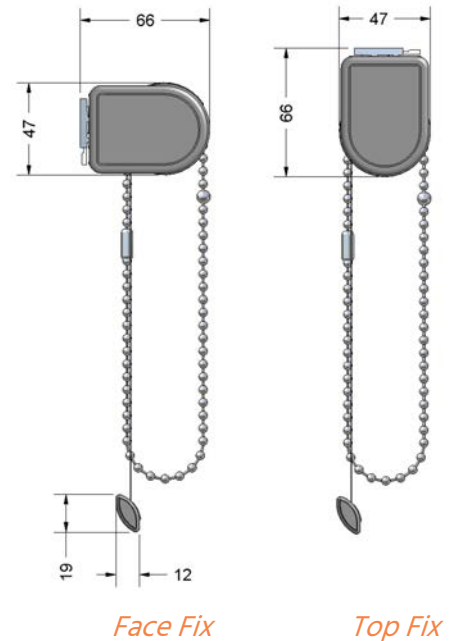
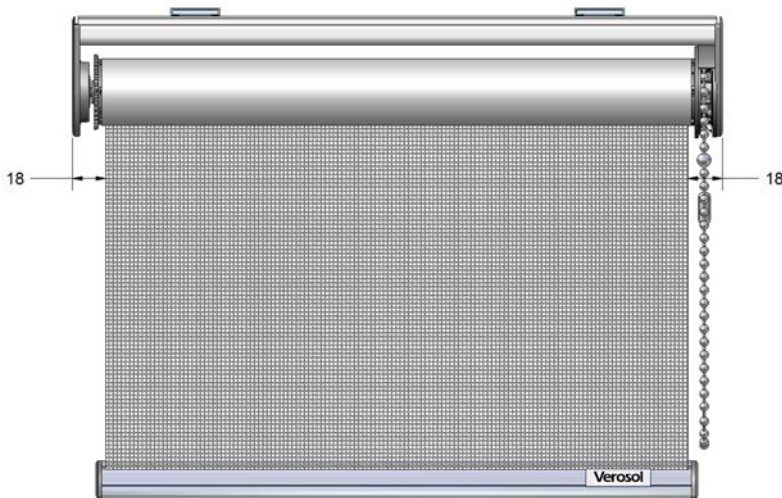
Optional

Product Code		QS61.4	QS61.5
Product Name		Standard Rollerblind	Standard Rollerblind
Operation		24V DC Somfy	12V DC Somfy Battery
Tube		Extruded Aluminium \varnothing 34mm	Extruded Aluminium \varnothing 34mm
Dimensions	Width	400mm min - 1800mm max	400mm min - 1800mm max
	Drop	300mm min - 2800mm max	300mm min - 2800mm max
	Maximum Area	5,04m ²	5,04m ²

Optional

Guiding	Angle	Up to 15° angle from vertical	
	Maximum Width	1500mm	
	Maximum Area	4,2m ²	
	Cable	Steel	
Bottom Installation	Bracket	Material	Stainless Steel

System diagrams



Guiding Wire